



GROWING TO LOVE TOMATOES



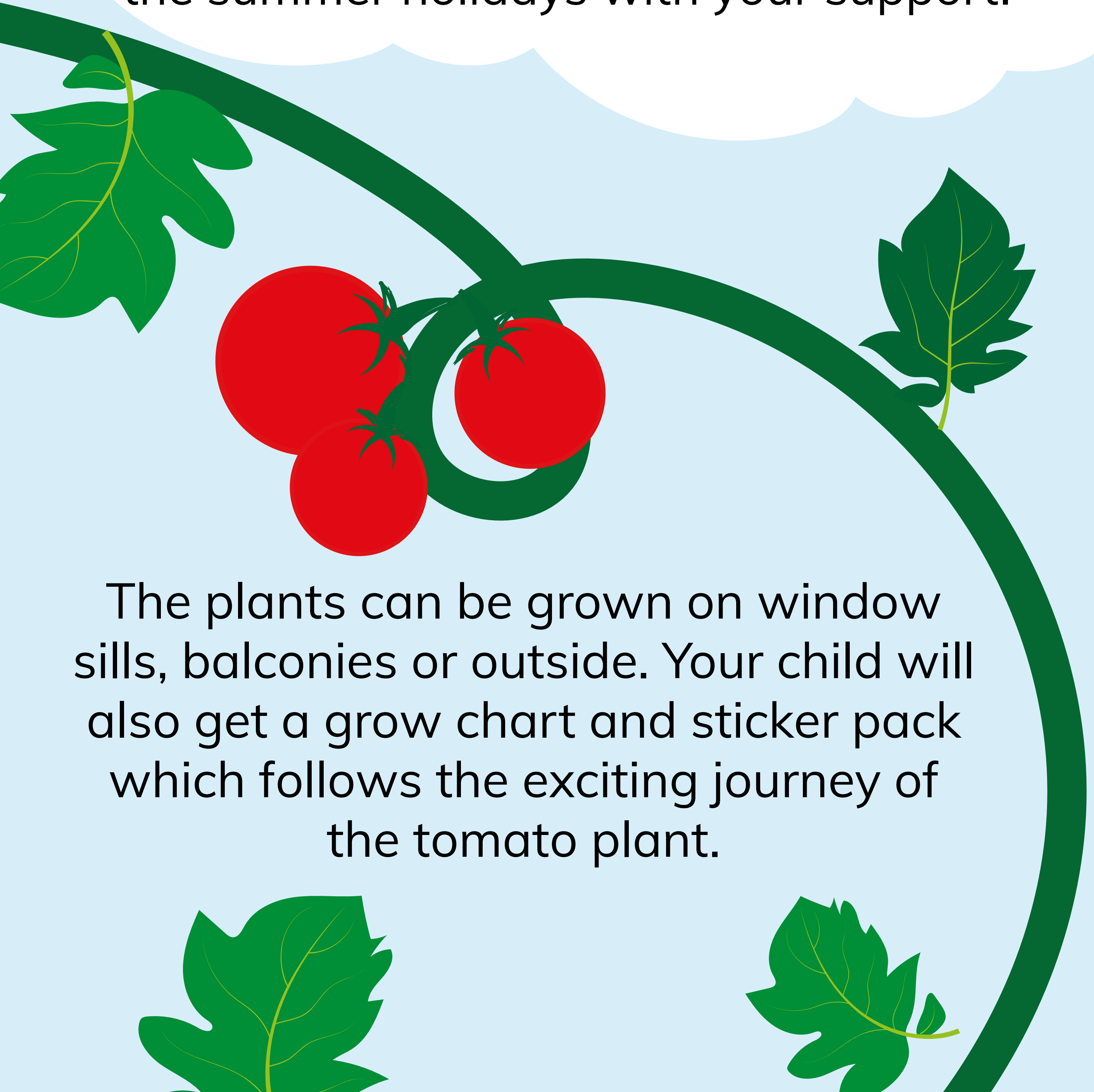
Guide for parents and carers





Calling all Parents and Carers!

This term your child will be growing their own tomatoes from seeds to fruit. Your little farmer will plant their tomato seeds in school in April and repot their tomato plants in to bigger (recycled) pots in June. They will then bring their plants home at the end of term to continue growing over the summer holidays with your support.



The plants can be grown on window sills, balconies or outside. Your child will also get a grow chart and sticker pack which follows the exciting journey of the tomato plant.



WHY GROWING?



We want kids to love vegetables and one of the best ways to develop that love is through growing their own.

Growing vegetables is great for so many reasons. Don't worry if you're not green fingered. We have the best experts here to help.





There is nothing like seeing the miracle of a tiny seed emerging from the soil, growing, blooming and producing fresh food. When you have grown once, you will want to grow for a lifetime. Knowing how to grow food is not just amazing fun, it's also a life skill and one our children should not be without.”

CHRIS COLLINS, FORMER BLUE PETER GARDENER
@CMCOLLINS_HORT



CARING

Your farmers will be bringing their plants home for the summer holidays. Your school will let you know when, please make arrangements for plants to travel home safely. Don't worry, tomato plants are fairly resilient.

The secret to caring for tomato plants is placing them in a sunny spot on a windowsill, balcony or outside (turning daily) and watering regularly when the compost starts to feel dry. Also try to remove side shoots which grow where the base of the leaf joins the stem. This is called 'pinching out'.

Click the button below for more tips and tricks.




[More about caring](#)



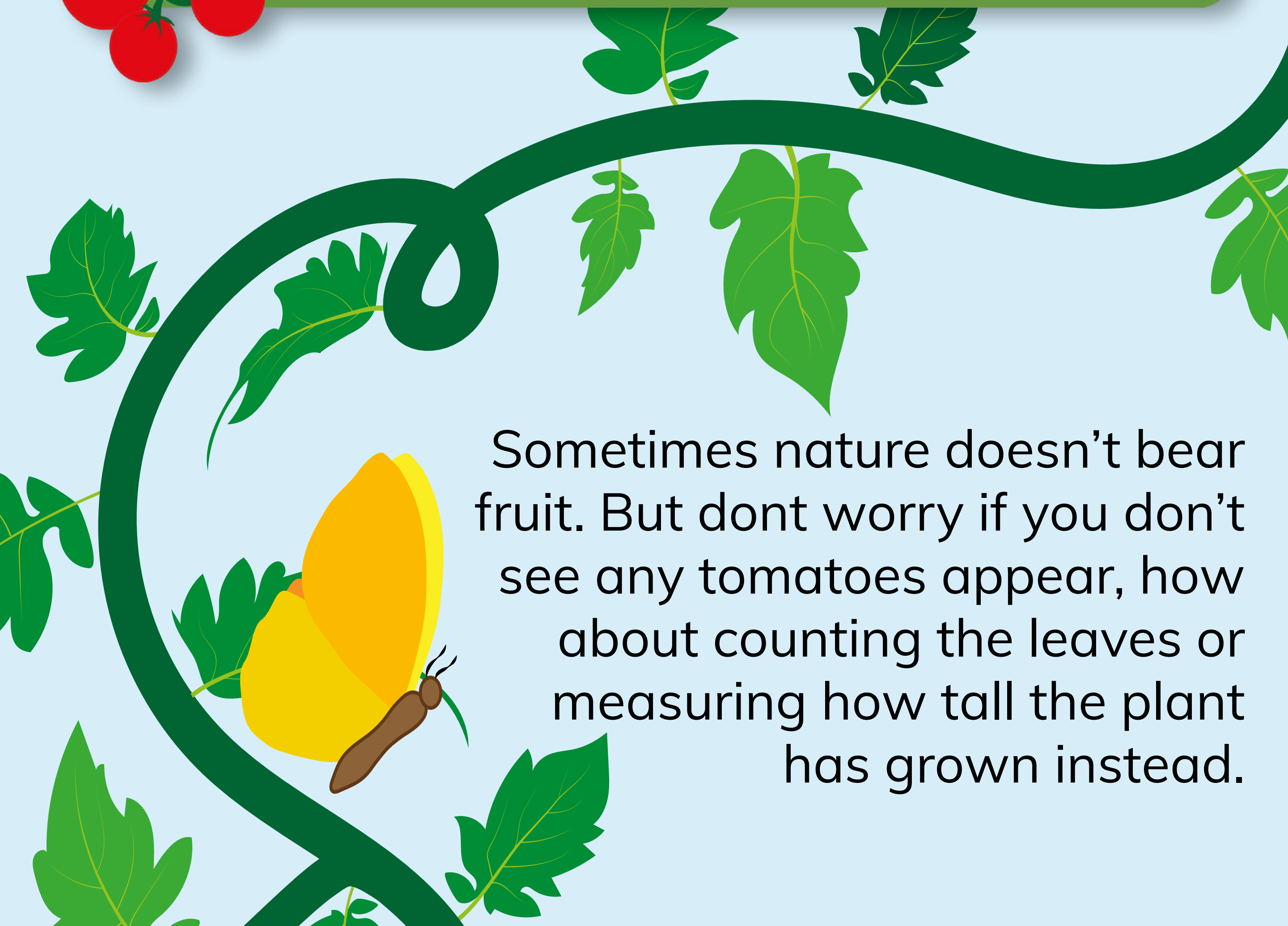
GrowingToLove.com



You should see your first fruit appear over the summer ready to harvest in September or October depending on the weather. One of the best ways to eat fresh, home grown tomatoes is straight from the vine! Encourage your little farmers to try them and describe how they taste. We have plenty of delicious and simple tomato recipes...



VegPower recipes!



Sometimes nature doesn't bear fruit. But don't worry if you don't see any tomatoes appear, how about counting the leaves or measuring how tall the plant has grown instead.

Resources and downloads

Don't forget to place the grow chart up so your child can continue following their growing adventure using the supporting stickers. Click below for additional information, tips, craft projects, activities and support.

More resources

